

MERCEDES BENZ ESL ELV STEERING LOCK EMULATOR FOR W204 W207 W212 W176 W447 W246 WITH LOCK SOUND

PROGRAMMING REQUIRED

MK2691



Overview

Mercedes W204 Steering Lock Fatal Error May Be a One of the Foremost Frequent Problems in Mercedes Benz Starting System for Mercedes W204, W207 & W212 From 2007 to 2014.

Mercedes Benz Dealer Got to Order New Steering Lock Unit and Program It Which Is Simply an Excessive Amount of Costly and Required While of Waiting.

Using This Mercedes Benz Elv Emulator, You'll Program It Straightforward & You'll Reprogram It to Other Vehicles Once Needed Straightforward.

Mercedes Steering Lock Bypass Emulator Will Make Your Job Easier and Faster, Mercedes W204 EsI Bypass Was Never That Easy, Using Emulator W204 Mercedes It's Safer and More Durable Than Mercedes W204 Elv Repair Since You'll Not Get Any Mercedes W204 EsI Problem



[CLICK TO BROWSE](#)



SUPPORT@MK3.COM



WWW.MK3.COM



SALES@MK3.COM

Behavior

- LED behavior:
 - Green LED: SCL is Unlocked
 - Red LED: SCL is Locked
- Sound Behavior:
 - Unlocking sound is played when SCL is Unlocked.



Features

- Mercedes W204 Steering Lock Emulator Is Very Simple and Easy to Use
- Mercedes W204 Elv Steering Emulator Support Most Kinds of Mercedes Key Programming Devices
- Mercedes W204 Emulator Are Often Reprogrammed Several Times
- Mercedes W212 Elv Emulator Light Helps You to Figure Out the Status of Elv Programming

Compatibility & Fitments

Mercedes Benz Steering Lock Emulator Supported Eis / Ezs

- Elv Emulator Mercedes W204 Eis
- Elv Emulator Mercedes W207 Eis
- Elv Emulator Mercedes W212 Eis With Steering Lock
- Elv Emulator Mercedes W176
- Elv Emulator Mercedes W447
- Elv Emulator Mercedes W246

Step by Step Installation:

- Unplug the Elv Wire from the Car Steering Lock Unit
- If Vehicle Steering Lock Is in Lock Mode Steering Lock Must Be Distant From the Car
- Calculate Mercedes Eis Password Using Mercedes Key Programmer
- Mercedes EsI Emulator Programming Must Be Done Using Mercedes Key Programming Device
- Connect the Mercedes Elv Emulator to the Car and Start the Car.

The Mercedes C Class Steering Lock Emulator Is Reprogrammable and Should Be Reused Again After Programming.

Mercedes Steering Lock Emulator Light Behavior.

After Programming Elv Emulator Mercedes & Connecting It to the Car, or to the Testing Cables, Insert the Car Key to the Switch.



[CLICK TO BROWSE](#)



SUPPORT@MK3.COM



WWW.MK3.COM



SALES@MK3.COM


If the Emulator Elv Mercedes Benz Light Turn Green That Mean Programming Is Completed Perfectly, and Thus, the Car Is Ready to Start Out Out

If the Mercedes Eis Emulator Light Turn Red That Mean Programming Procedures Isn't Done Well or the Key You're Using Doesn't Belong to the Same Eis / Ezs

If the Mercedes Elv Emulator W204 Light Doesn't Turn No You Would Like to See the Power the Availability of the Car or the Cables

Wiring Instructions:


1-USE 3 WIRES TO CONNECT THE EMU TO THE CARS ESL/ELV WIRING HARNESS CONNECTOR





2-INSERT THE 3 WIRES INTO THE EMU AS SHOWN IN THE IMAGE BELOW.



3-INSERT THE 3 WIRES INTO THE CARS WIRING HARNESS CONNECTOR AS SHOWN BELOW.



4-THE WIRING SHOULD BE EXACTLY THE SAME AS THE BELOW IMAGE.



[CLICK TO BROWSE](#)



SUPPORT@MK3.COM



WWW.MK3.COM



SALES@MK3.COM

Installation Training Videos:

Mercedes EsI Emulator Supported Key Programming Devices:

WATCH HOW TO USE

ON YOUTUBE



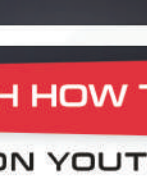
WATCH HOW TO USE

ON YOUTUBE



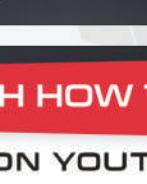
WATCH HOW TO USE

ON YOUTUBE



WATCH HOW TO USE

ON YOUTUBE



[CLICK TO BROWSE](#)



SUPPORT@MK3.COM



WWW.MK3.COM



SALES@MK3.COM