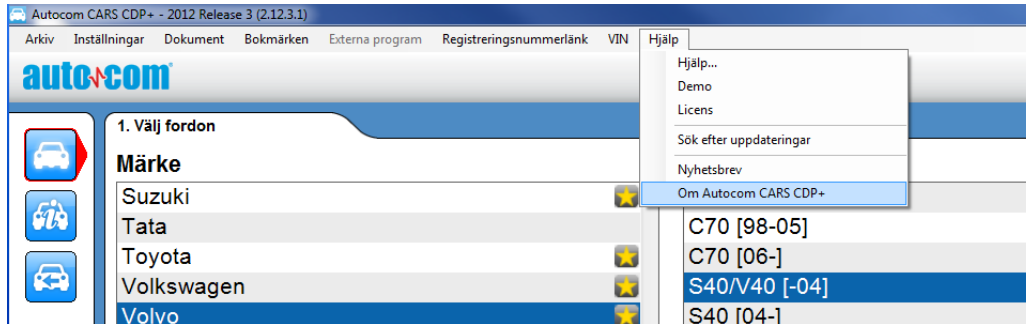
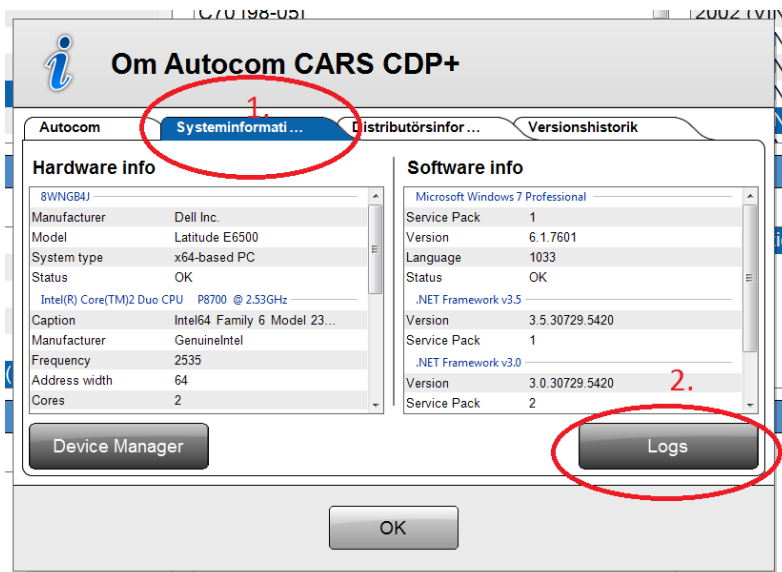


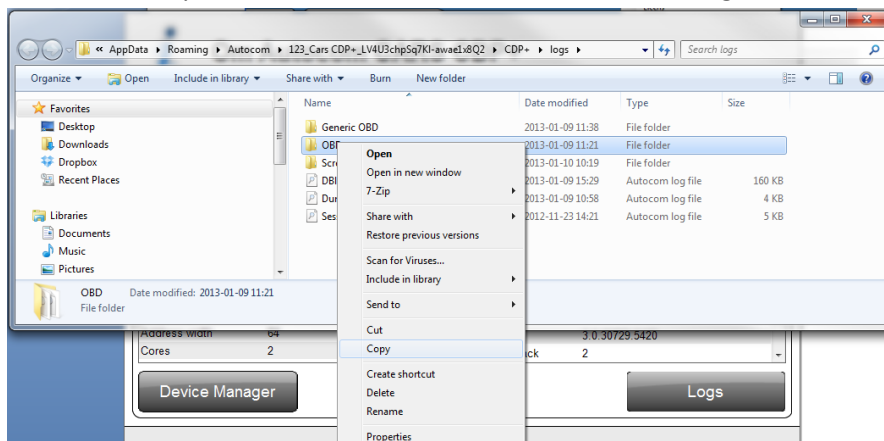
Logs of Autocom program: Press the text "Help" select "About Autocom XXXXX"



Chose Tab "System information" (1.). Press (2) Logs.



New window opens as below. Select the folder "OBD" and right click and select copy.



Now close all open windows and programs. Left-click on the desktop once, then right click and select paste. Now there is a folder on the desktop called "OBD" select folder (Left-click on the OBD folder) then right click and select "send to" select the compressed folder. After this step, there will be a new folder named OBD.Zip on the desktop. Send this file to support@autocom.se